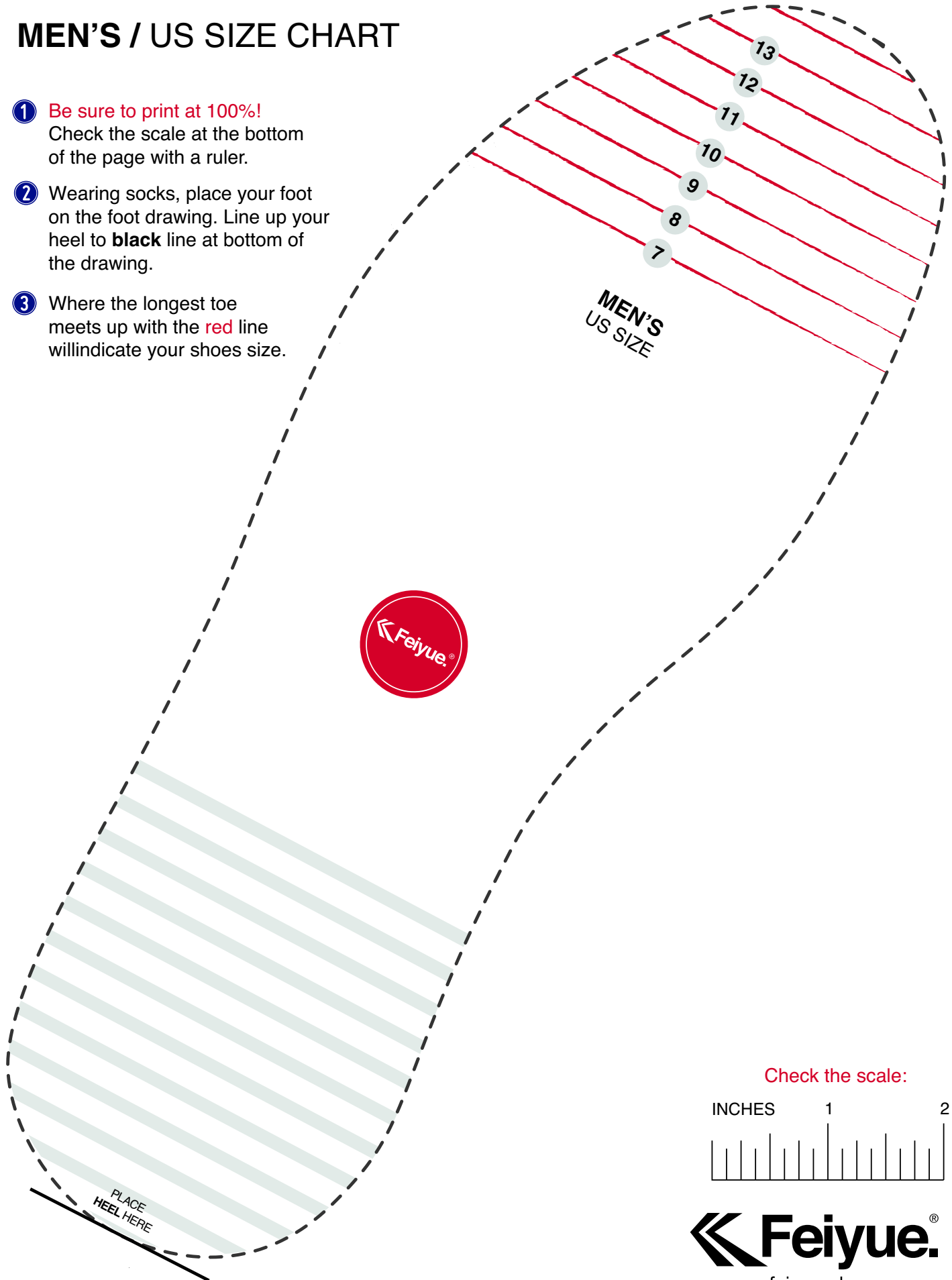
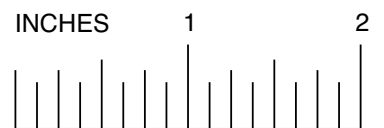


MEN'S / US SIZE CHART

- 1 **Be sure to print at 100%!**
Check the scale at the bottom of the page with a ruler.
- 2 Wearing socks, place your foot on the foot drawing. Line up your heel to **black** line at bottom of the drawing.
- 3 Where the longest toe meets up with the **red** line will indicate your shoes size.




Check the scale:



WOMEN'S / US SIZE CHART

- 1 **Be sure to print at 100%!**
Check the scale at the bottom of the page with a ruler.
- 2 Wearing socks, place your foot on the foot drawing. Line up your heel to **black** line at bottom of the drawing.
- 3 Where the longest toe meets up with the **red** line will indicate your shoes size.



KIDS / US SIZE CHART

- 1 Be sure to print at 100%!
Check the scale at the bottom of the page with a ruler.
- 2 Wearing socks, place your foot on the foot drawing. Line up your heel to **black** line at bottom of the drawing.
- 3 Where the longest toe meets up with the **red** line will indicate your shoes size.

